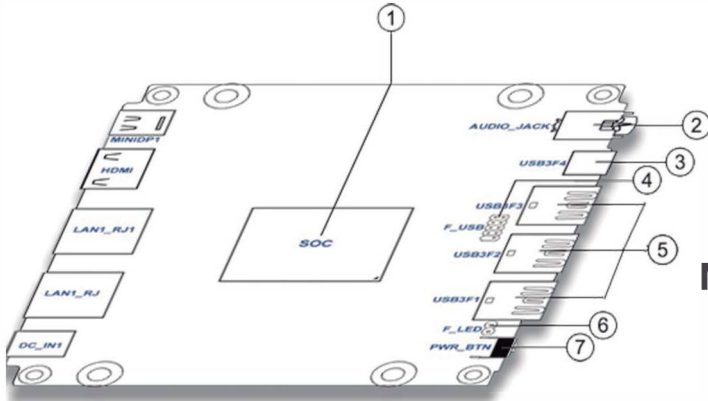
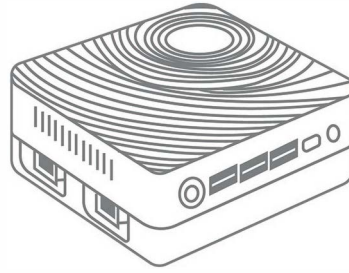
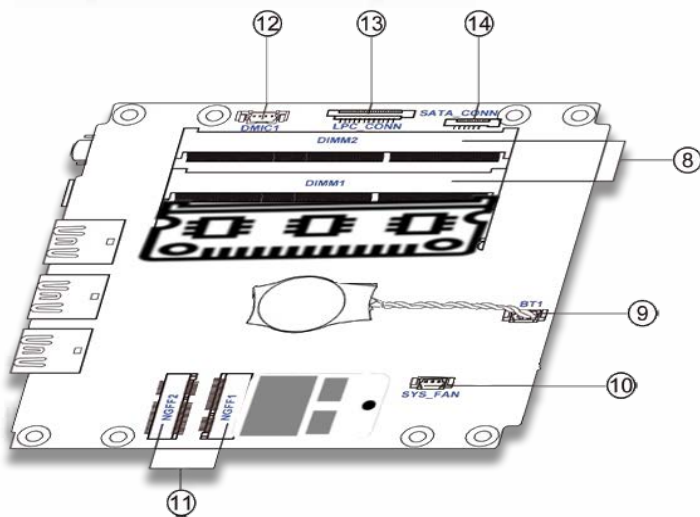


DIAGRAM OF TTL ULTRAZERO


Chasis Top case



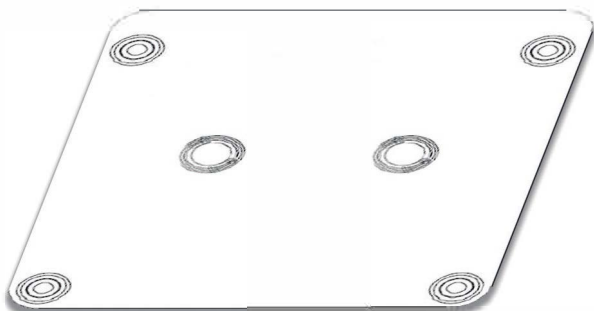
Motherboard



LABEL	COMPONENTS
1. SoC	Intel Apollo lake Soc
2. AUDIO JACK	Audio jack
3. USB3F4	Front USB 3.0 port (type-C)
4. F_USB	Front USB 2.0 header
5. USB3F1~3	Front USB 3.0 ports (type-A)
6. F_LED	Front LED header
7. PWR_BTN	Power On/Off button
8. DIMM1~2	Single channel DDR3L SDRAM SO-DIMM
9. BT1	Battery connector
10. SYS_FAN	3-pin System cooling fan connector
11. NGFF1~2	M.2 HDD and SSD card
12. DMIC1	4-pin Digital microphone connector
13. LPC_CONN	Mini Plus connector
14. SATA_CONN	HDD connector F1ash



Metal Support Top Case



Chasis Bottom Case